

# Technical Info

## DIMENSIONS

Length: 2m or 3m or 4m

Width: 2.1m

Height: 2.1m

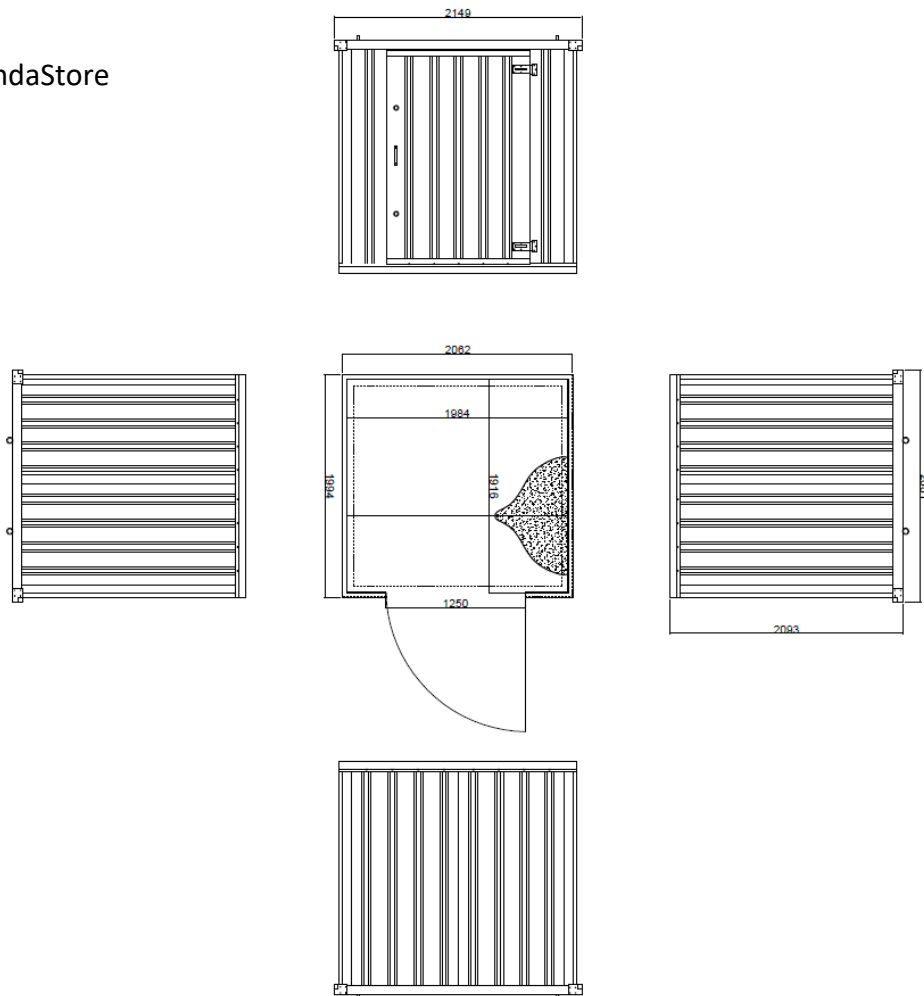
All flat packed units are 300mm high

All assembled units are 2093mm high

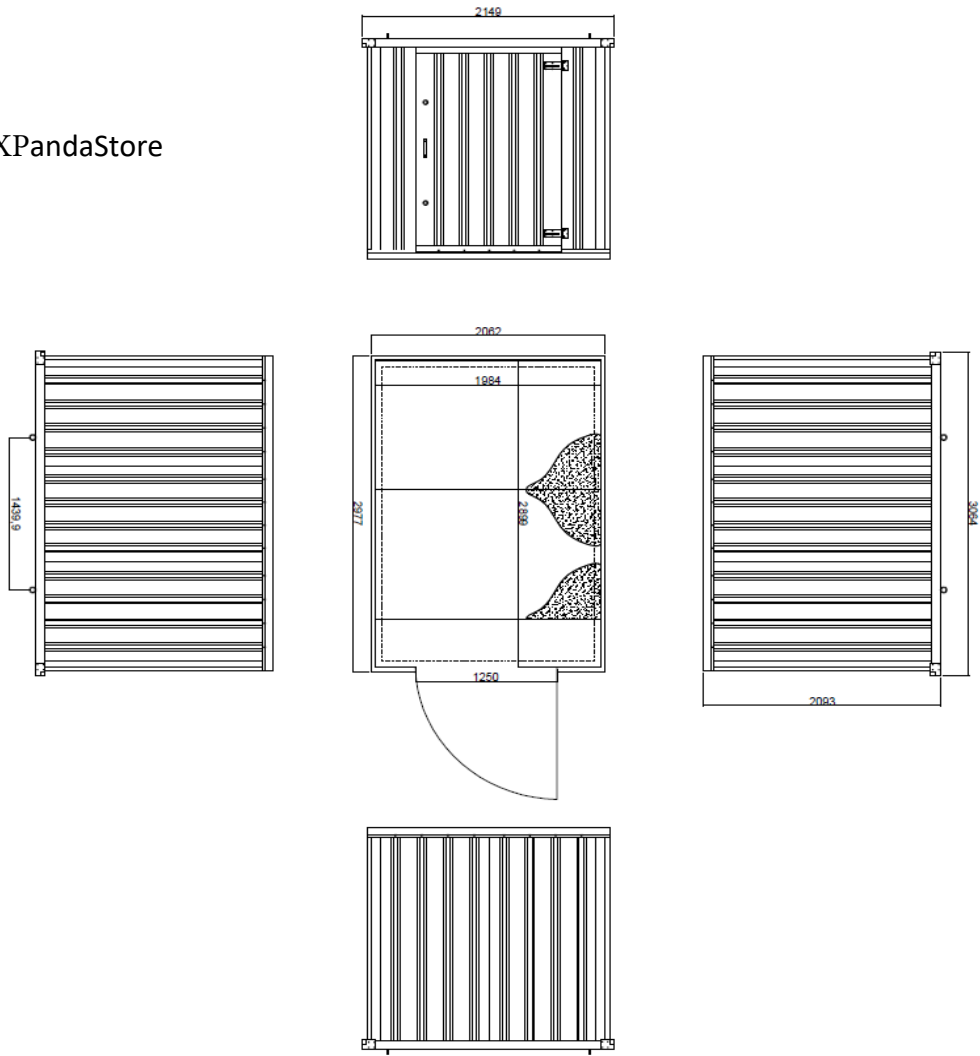
Type	Length	Width	Weight
2m Model	2081mm	2149mm	296kg
3m Model	3064mm	2149mm	374kg
4m Model	4064mm	2149mm	454kg

It is also possible to order bespoke sizes.

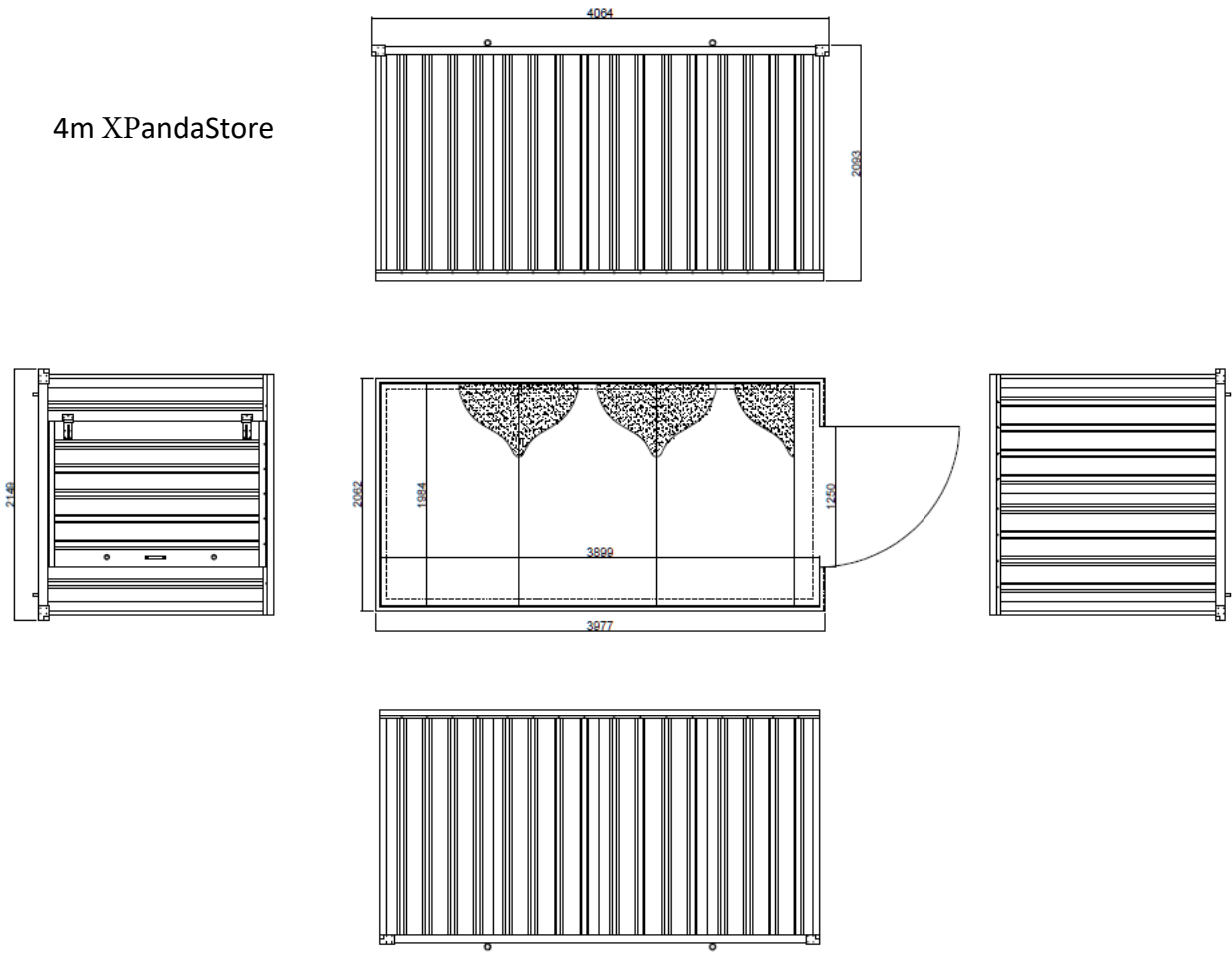
2m XPandaStore



### 3m XPandaStore



### 4m XPandaStore



## XPandaStore – Technical Details

### General

XPandaStore is an un-insulated closed volume demountable storage container. Assembly of the store is simple, using nuts and bolts supplied.

Feature	ES2	ES2PC	ES3	ES3PC	ES4	ES4PC
Finish	Galvanised	Powder Coated	Galvanised	Powder Coated	Galvanised	Powder Coated
Length (mm)	2081	2081	3064	3064	4064	4064
Width (mm)	2149	2149	2149	2149	2149	2149
Height, flat packed (mm)	300	300	300	300	300	300
Height, assembled (mm)	2093	2093	2093	2093	2093	2093
Weight (kg)	296	296	374	374	454	454
Door width (mm)	1250	1250	1250	1250	1250	1250

### Construction Components

The main construction elements of the man-portable building are as follows:

- Chassis
- Side wall panels
- Roof panel
- Door panel featuring the newly improved double locking system
- Fastening elements
- Forklift pockets (Available as optional extra)
- Adjustable leveling feet (Available as optional extra)

### Weight

	2M UNIT	3M UNIT	4M UNIT
Chassis	88 KG	120 KG	153 KG
Side Panel	31 KG	45 KG	60 KG
End Panel	31 KG	31 KG	31 KG
Door Panel	67 KG	67 KG	67 KG
Roof Panel	48 KG	66 KG	83 KG

#### Floor

Pre-fitted 18mm grade 3 'Norbord' Canadian Sterling Board screwed to a galvanised steel profile frame.

#### Chassis

Box profile galvanised steel.

#### Side Walls & Roof Panel

0.6 mm box profile galvanized steel panels. The panels have been strengthened and galvanized steel frame sections at the edges of each panel. The roof section has two integral gutters for effective rainwater dispersal to all four corners of the container.

#### Door Panel

0.6 mm box profile galvanized steel panel. The door is mounted into the frame with stainless steel hinges. Complete with two 64mm Euro deadlocks with replaceable cylinders and a central roller catch. Door width: 1250mm, hinged on the right, outward opening.

#### Fastening Elements

Four 12 mm diameter rods are used to connect the roof to the chassis. These also form lifting eyes for use with a crane. Additional roof security bolts are supplied to prevent external access to the man-portable building.

#### Packing

All components of the XPandaStore man-portable building are specially packed to ensure that they are not damaged during transportation, loading and unloading under normal circumstances. The smallest transportation cube is achieved in this packing process.

#### Powder Coating

Optional powder coating in green (RAL 6005) or blue (RAL 5010). Other colours from the standard RAL range are available upon request.

#### Additional Information

Doors fitted in the long side are a no-cost option.

Prices vary depending on building specification requirements and delivery/installation logistics, so please call 01795 810 249 to discuss your individual requirements.

**Note:** *Due to our continuous product development programme, we reserve the right to change the specifications without prior notice.*